

Barcode Scanner App for Audio Equipment Management

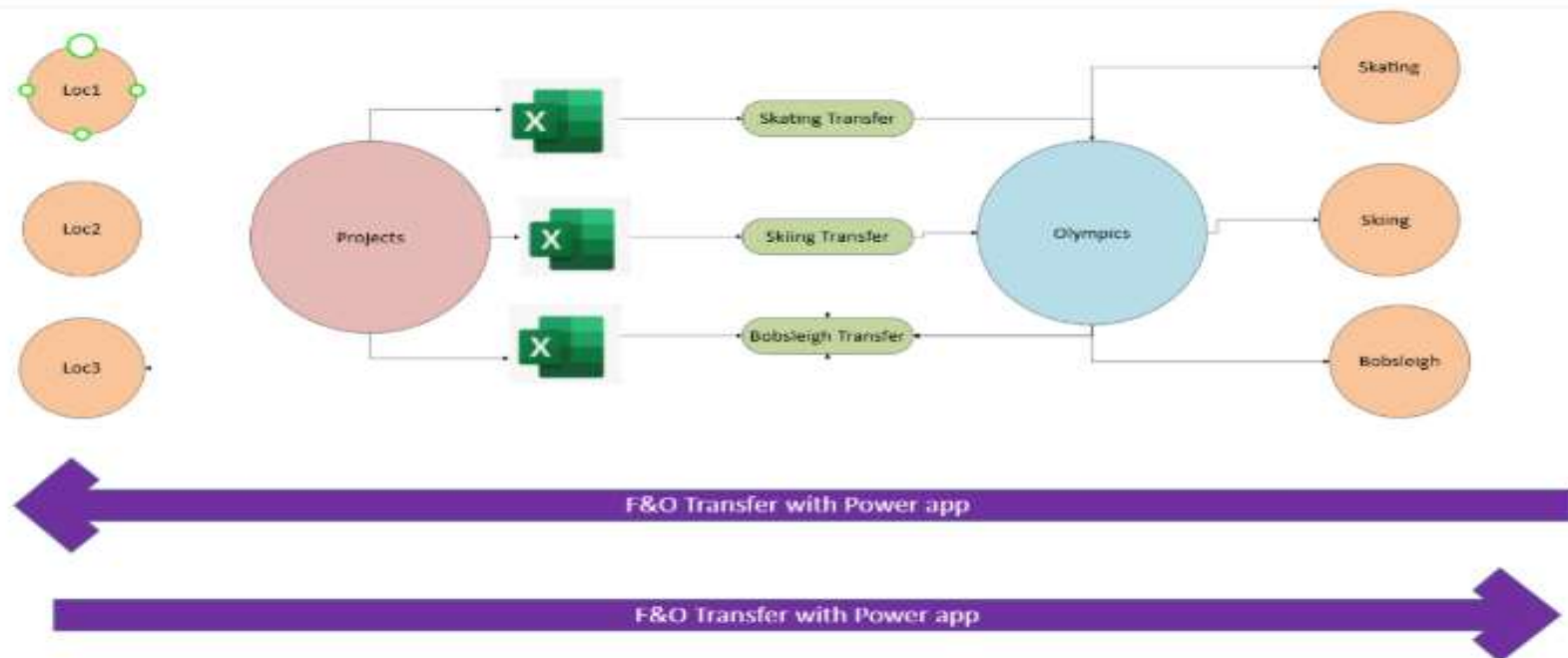
Streamlining equipment transfers for the 2026 Winter Olympics through innovative mobile technology.



The Challenge

Audio equipment for the 2026 Winter Olympics moves frequently between events like Ski Jumping, Ice Skating, and Bobsleigh. Current off-system management creates **zero traceability** for missing stock.

Users must know exact locations before scanning items in F&O and WMS apps - impractical when equipment moves outside the system during events.





Client Overview

Industry

Audio Company

Location

Lithuania, Europe

Event

2026 Winter Olympics

Technology Stack



Power Apps Canvas

Android-compatible mobile application for seamless field operations.



Power Automate

Automated workflows connecting mobile app to backend systems.



Dataverse & D365 F&O

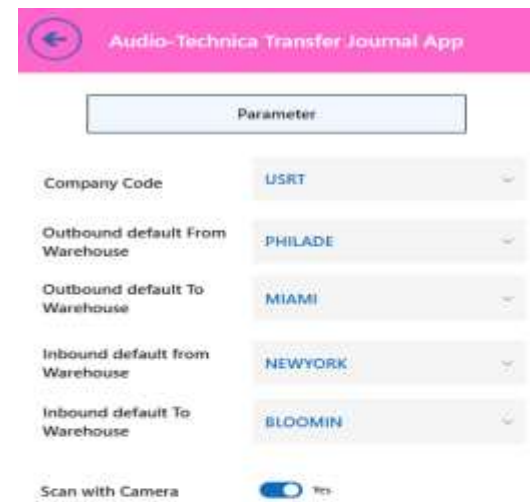
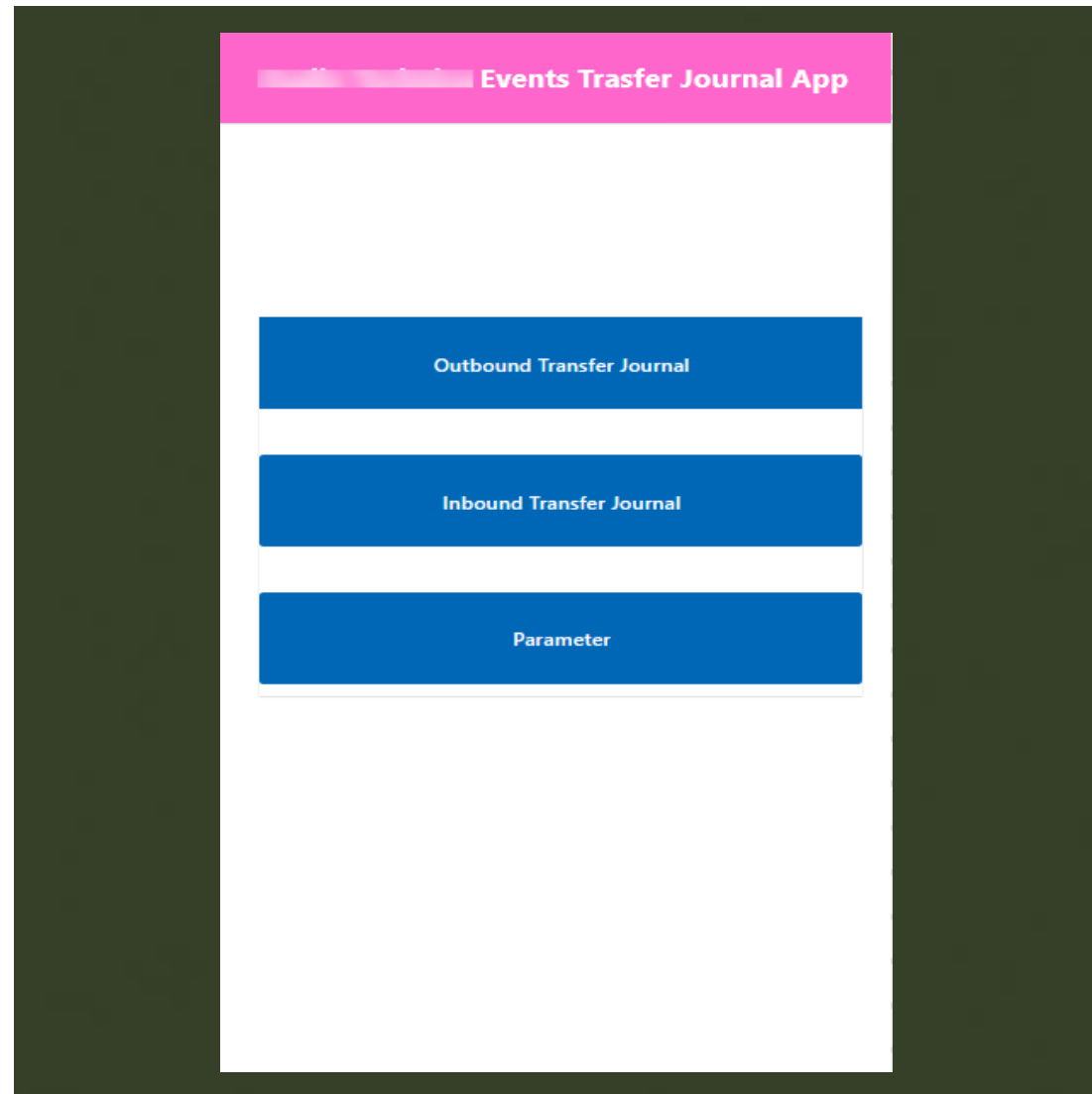
Virtual tables and HTTP connectors for real-time data integration.

Solution: Transfer Journal Mobile App

Three Core Functions

- Outbound Transfer Journal - Moving equipment out
- Inbound Transfer Journal - Receiving equipment back
- Parameters - Configuration settings

Eliminates the need to know exact locations before scanning items.




Parameter Configuration

Warehouse Defaults

Set default From/To warehouses for both outbound and inbound transfers, plus company code configuration.

Scanning Method

Choose between mobile camera scanning or physical barcode scanner based on user preference.



Outbound Transfer Process

Header Creation

System auto-populates warehouses from parameters.

User selects To Location and clicks Next.

Item Scanning

Scan serial numbers or barcodes.

System validates against on-hand inventory and creates journal lines.

Journal Posting

Review all lines, then post journal to D365 F&O with single click.

The screenshot shows the 'Events Transfer Journal App' interface. At the top, there is a pink header with a home icon and the text 'Events Transfer Journal App'. Below this is a blue header with 'Company Code: usrt', 'Outbound Transfer Journal Line', and 'Journal ID: 00723'. The main content area is titled 'Transfer Journal Line' and contains several input fields and controls:

- Transfer Journal Description:** A text input field with 'To l' visible.
- From Warehouse:** A dropdown menu with 'P' selected.
- To Warehouse:** A dropdown menu with 'MI' selected.
- From Location:** A dropdown menu with 'Find items' selected.
- To Location:** A dropdown menu with 'MIAMI' selected.
- Manually type Serial Number?:** A toggle switch set to 'No'.
- Manually type Barcode Number?:** A toggle switch set to 'No'.
- Serial Number:** A blue button labeled 'Tap to Scan Serial'.
- Item barcode:** A blue button labeled 'Tap to Scan Barcode'.
- Quantity:** A text input field with 'Provide Qty' and a barcode icon.

At the bottom, there are two buttons: a blue 'Back' button and a grey 'Post Now' button.

Smart Inventory Validation

Serialized Items


System automatically validates serial numbers against on-hand inventory. Quantity defaults to 1 for unique serials.

- ✔ Auto-creates journal lines upon successful validation

Non-Serialized Items

Barcode lookup retrieves item numbers, displays available quantities across multiple locations with dropdown selection.

- ℹ User enters desired quantity before saving



Inbound Transfer Features

01

Header Setup

Auto-populates from parameters with "From [Location]" description generation.

03

Scanning & Validation

Same validation logic as outbound with real-time inventory checking.

02

Location Selection

Dropdown shows all available locations in selected warehouse for precise tracking.

04

Journal Management

Gallery view with search and delete functionality for all open journal lines.

Key Benefits

Location Independence

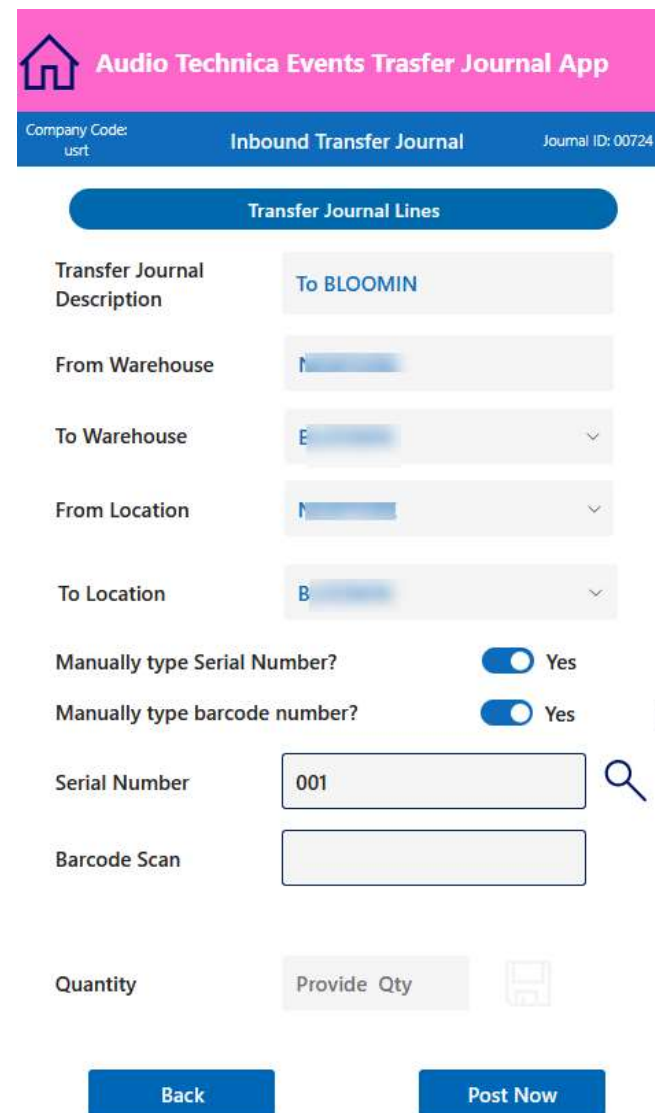
No need to know exact item locations before scanning - system handles validation automatically.

Mobile Flexibility

Android-compatible app works with camera or physical scanners for maximum versatility.

Real-Time Integration

Direct connection to D365 F&O ensures immediate inventory updates and full traceability.



Audio Technica Events Transfer Journal App
Company Code: usrt | Inbound Transfer Journal | Journal ID: 00724

Transfer Journal Lines

Transfer Journal Description: To BLOOMIN

From Warehouse: [Input Field]

To Warehouse: [Dropdown Menu]

From Location: [Dropdown Menu]

To Location: [Dropdown Menu]

Manually type Serial Number? Yes

Manually type barcode number? Yes

Serial Number: [Input Field: 001]

Barcode Scan: [Input Field]

Quantity: Provide Qty [Input Field]

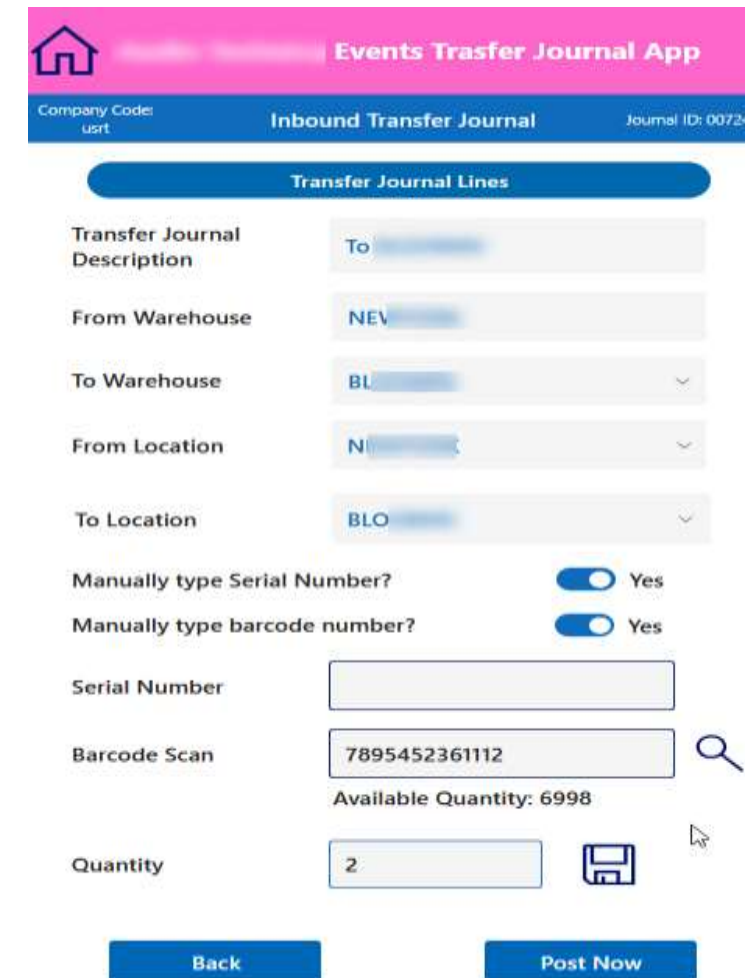
Back **Post Now**



Audio Technica Event Transfer Journal
Company code: usrt

Search Item number [Input Field]

Delete	Item Number	Serial Number	Quantity	Item Description	From LOC	To LOC
	SG0002	001	1		PHILADE	MIAMI
	SG0001		2	SG0001	PHILADE	MIAMI



Audio Technica Events Transfer Journal App
Company Code: usrt | Inbound Transfer Journal | Journal ID: 00724

Transfer Journal Lines

Transfer Journal Description: To [Input Field]

From Warehouse: [Dropdown Menu]

To Warehouse: [Dropdown Menu]

From Location: [Dropdown Menu]

To Location: [Dropdown Menu]

Manually type Serial Number? Yes

Manually type barcode number? Yes

Serial Number: [Input Field]

Barcode Scan: [Input Field: 7895452361112]

Available Quantity: 6998

Quantity: [Input Field: 2]

Back **Post Now**